

NORTH DAKOTA FOSTER CARE STATISTICS - 1991-97

This memorandum includes schedules in foster care in North Dakota, foster care placements, and trends since 1991. presenting information on the number of children

Year	Number of Children in Foster Care (Unduplicated)	Monthly Average Number of Children	Average Number of Months in Care	Recidivism Percentage
1991	1,271	648	14.0	22.3%
1992	1,331	705	15.0	22.5%
1993	1,513	756	14.1	23.3%
1994	1,556	810	13.7	22.8%
1995	1,654	861	13.9	23.8%
1996	1,663	879	14.9	24.2%
1997	1,721	922	13.9	25.0%

Year	Number of Children Placed in Family Homes (Unduplicated)	Number of Children Placed in RCCF/GH (Unduplicated) ¹	Total	Number of Children Placed Out of State (Unduplicated) ²	Percentage of Children in Foster Care Placed Out of State
1991	883	388	1,271	32	2.5%
1992	946	385	1,331	33	2.5%
1993	1,065	448	1,513	48	3.2%
1994	1,064	492	1,556	61	3.9%
1995	1,125	529	1,654	70	4.2%
1996	1,128	535	1,663	67	4.0%
1997	1,162	559	1,721	85	4.9%

¹ RCCF/GH means residential child care facility and group homes.

² Because children placed out of state may be placed in either a family home or a facility, these numbers are also reflected in the columns titled "Number of Children Placed in Family Homes" and "Number of Children Placed in RCCF/GH" on this schedule.

Children in North Dakota Ages 0-18 ¹			Children in Foster Care 1991-96 ²		
Region	Number	Percentage of Total	Number	Percentage of Total	Percentage of Children in Region
1	9,490	5.1%	99	6.6%	1.04%
2	26,436	14.3%	167	11.1%	.63%
3	14,718	8.0%	237	15.8%	1.61%
4	27,414	14.9%	177	11.8%	.65%
5	38,332	20.8%	299	20.0%	.78%
6	17,727	9.6%	97	6.5%	.55%
7	37,887	20.5%	342	22.8%	.90%
8	12,550	6.8%	81	5.4%	.65%
Total	184,554	100%	1,499	100%	.81%

¹ Based on 1990 census.

² The average number of children in foster care during fiscal years 1991-96.

Number of Children in Foster Care						
Region	1991	1992	1993	1994	1995	1996
1	106	105	106	97	97	85
2	123	143	188	184	181	180
3	214	227	258	215	251	258
4	137	142	176	199	197	209
5	232	262	314	322	319	345
6	75	88	92	104	113	108
7	299	301	307	352	399	394
8	85	63	72	83	97	84
Total	1,271	1,331	1,513	1,556	1,654	1,663

The attached graphs and charts summarize the information included on the schedules above.

ATTACH:5

BUDGET COMMITTEE ON GOVERNMENT SERVICES

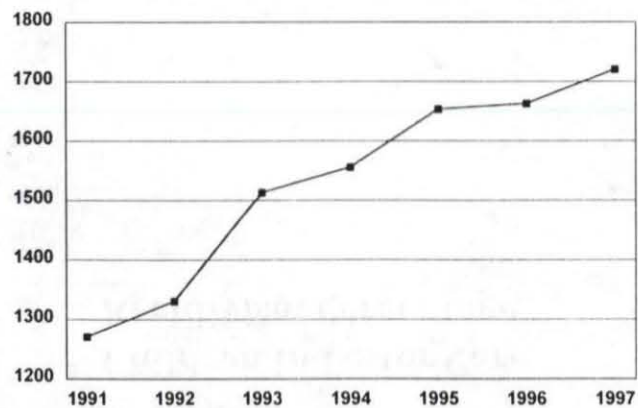
Rep. Janet Wentz, Chairman

FOSTER CARE STATISTICS

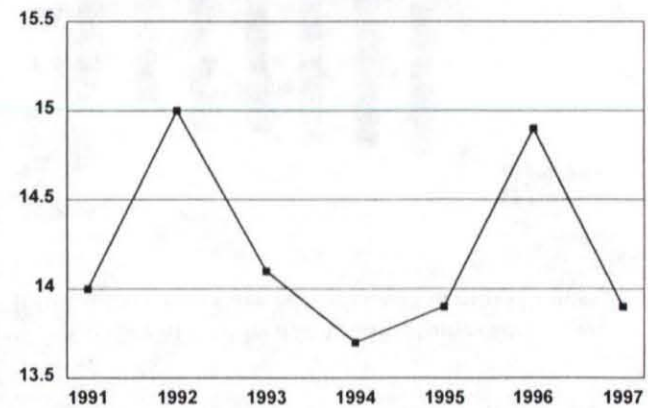
1991-1997



NORTH DAKOTA Number of Children in Foster Care



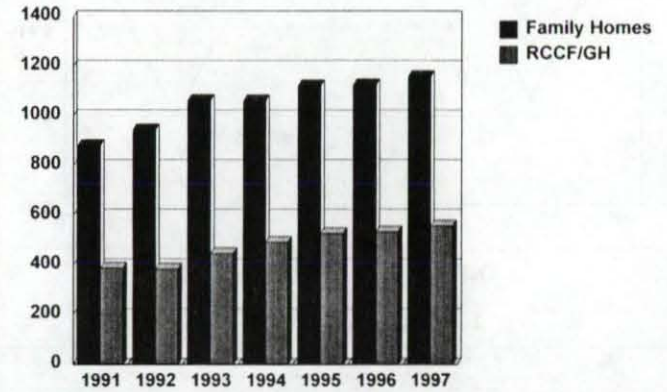
Average Number of Months in Care



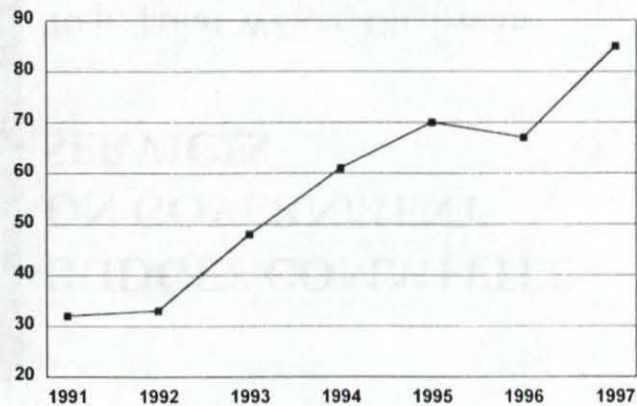
Children in Foster Care Recidivism Percentage



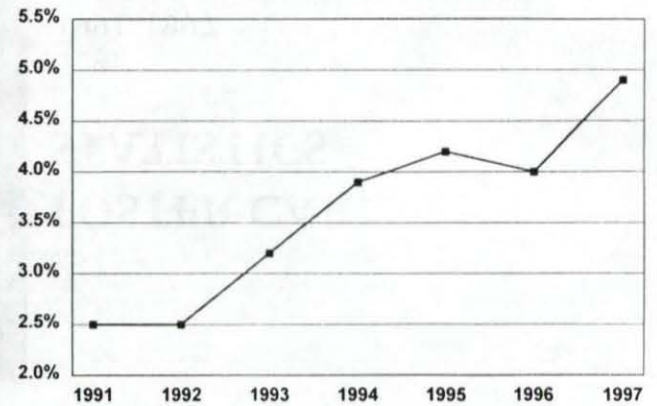
Number of Children in Family Homes and Residential Child Care Facilities and Group Homes



Number of Children in Foster Care Placed Out-of-state

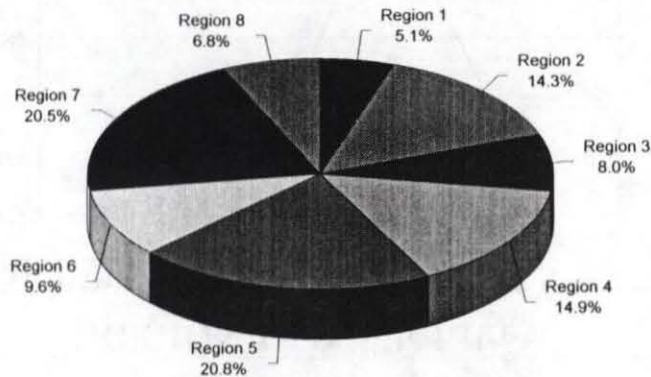


Percentage of Children in Foster Care Placed Out-of-state



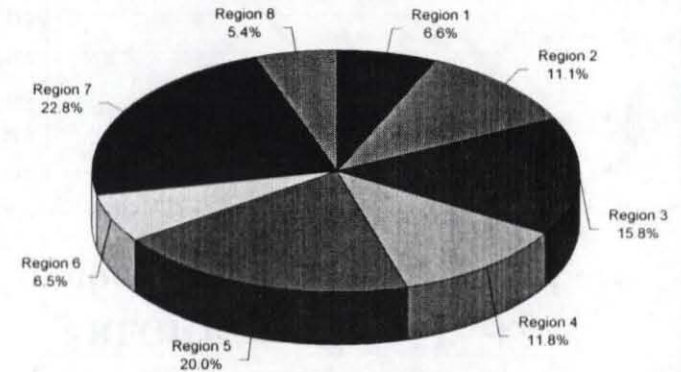
North Dakota Children, Ages 0-18

Total Number of Children - 184,554



Children in Foster Care by Region 1991 - 1996

Average Number of Children - 1,499



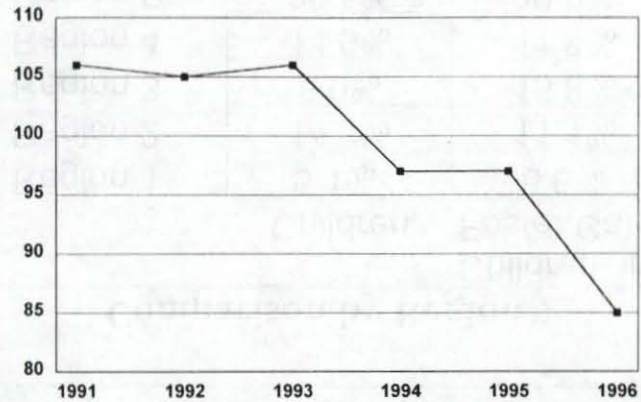
Comparison by Region

	Children	Children in Foster Care
Region 1	5.1%	6.6%
Region 2	14.3%	11.1%
Region 3	8.0%	15.8%
Region 4	14.9%	11.8%
Region 5	20.8%	20.0%
Region 6	9.6%	6.5%
Region 7	20.5%	22.8%
Region 8	6.8%	5.4%

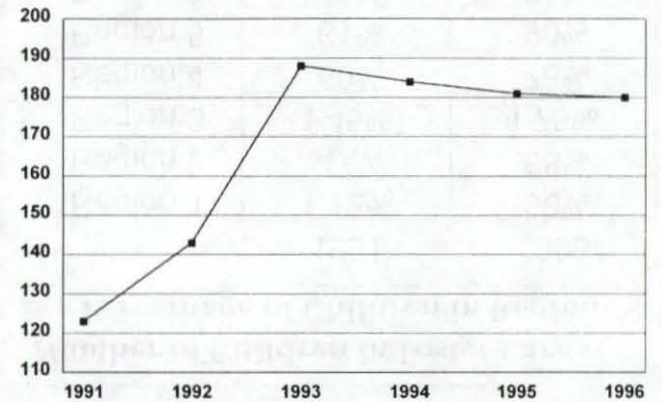
Number of Children in Foster Care as a Percentage of Children in Region

	1991	1996
Region 1	1.12%	.90%
Region 2	.47%	.68%
Region 3	1.45%	1.75%
Region 4	.50%	.76%
Region 5	.61%	.90%
Region 6	.42%	.61%
Region 7	.79%	1.04%
Region 8	.68%	.67%
Statewide	.69%	.90%

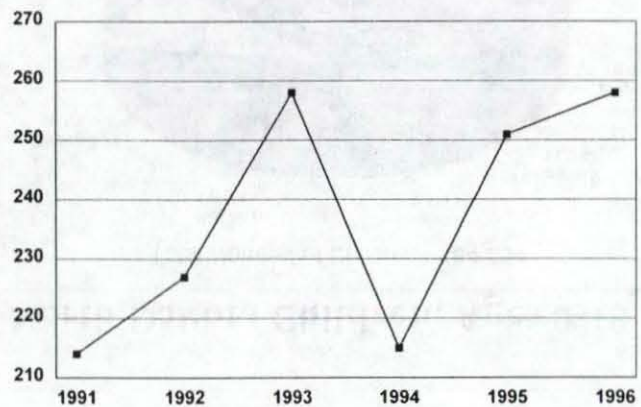
REGION 1 - Williston
Number of Children in Foster Care



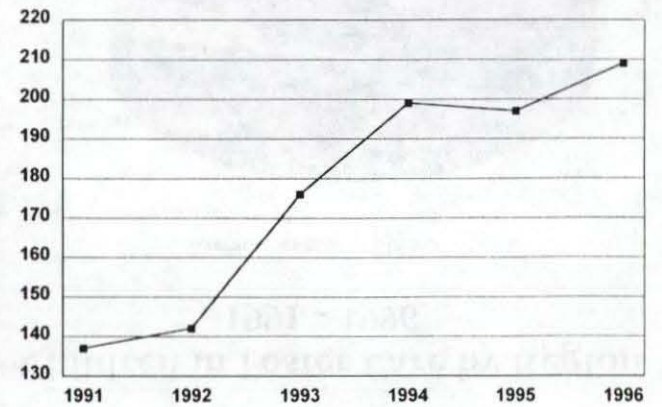
REGION 2 - Minot
Number of Children in Foster Care



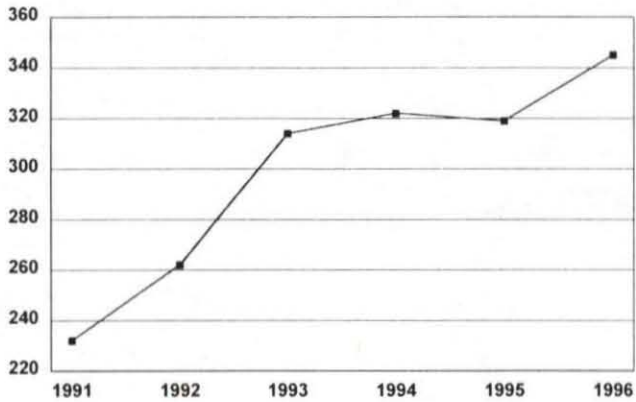
REGION 3 - Devils Lake
Number of Children in Foster Care



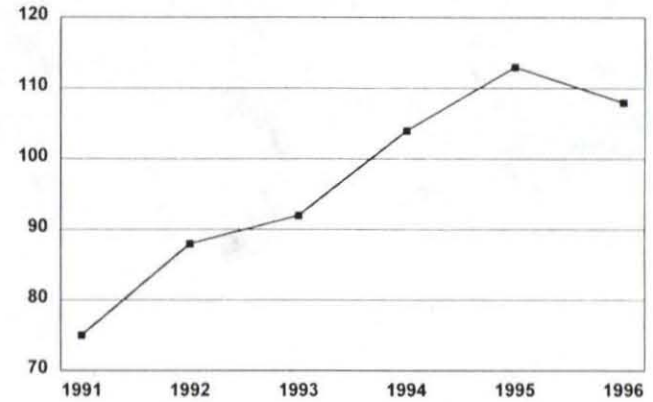
REGION 4 - Grand Forks
Number of Children in Foster Care



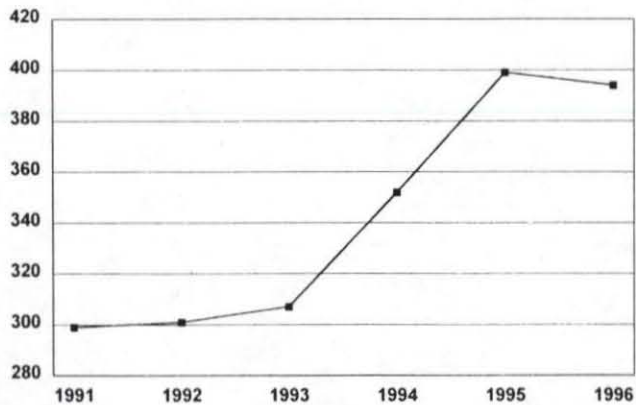
REGION 5 - Fargo
Number of Children in Foster Care



REGION 6 - Jamestown
Number of Children in Foster Care



REGION 7 - Bismarck
Number of Children in Foster Care



REGION 8 - Dickinson
Number of Children in Foster Care

